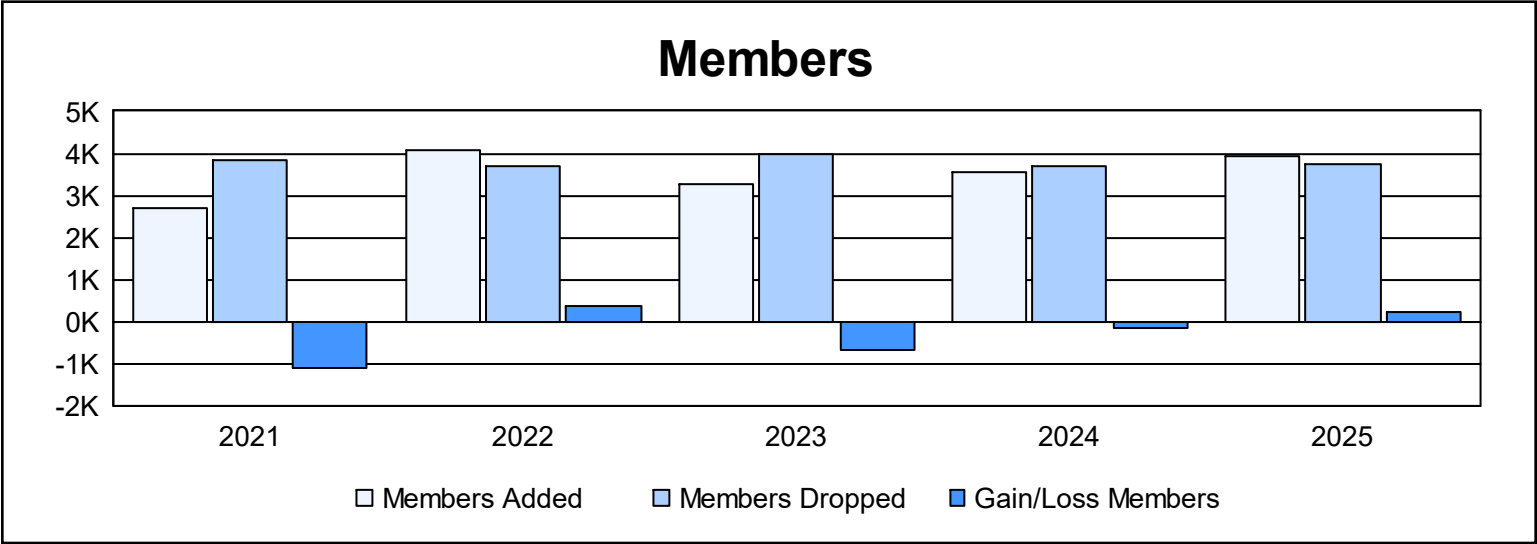
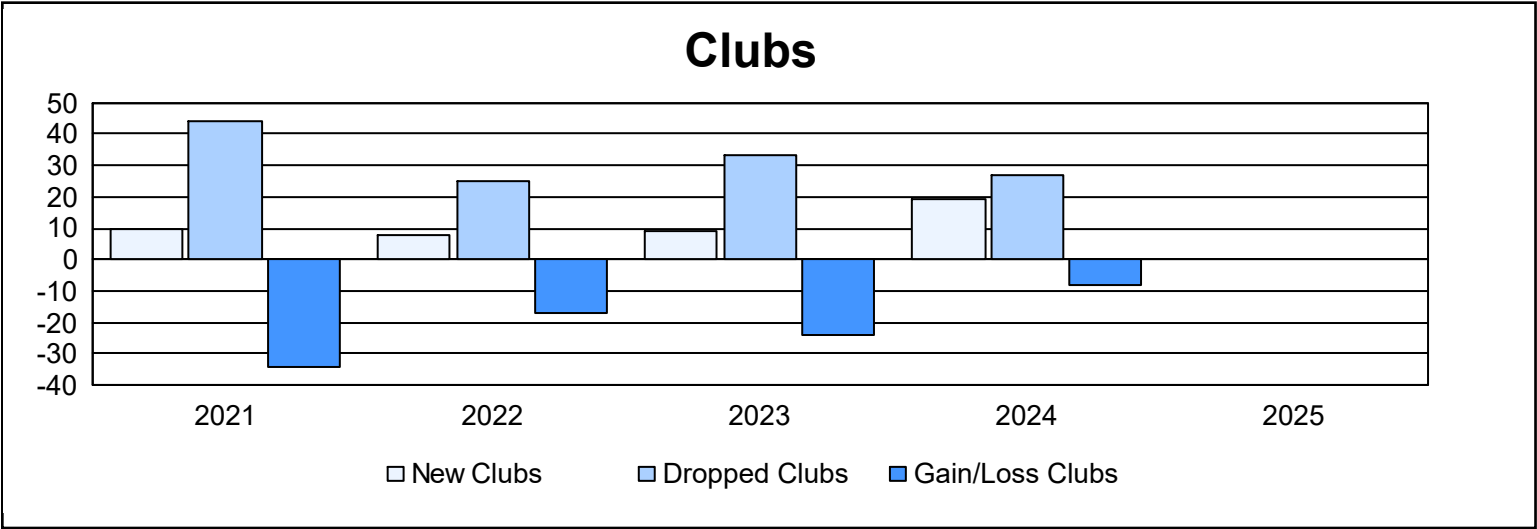
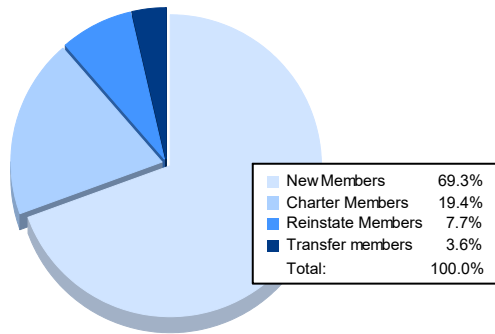


Year	New Clubs	Dropped Clubs	Gain/ Loss Clubs	New Members	Charter Members	Reinstate Members	Transfer Members	Total Member Added	Total Members Dropped	Gain/ Loss Members
2020-2021	10	44	-34	2,160	277	133	122	2,692	3,817	-1,125
2021-2022	8	25	-17	3,370	287	269	152	4,078	3,712	366
2022-2023	9	33	-24	2,644	278	152	200	3,274	3,964	-690
2023-2024	19	27	-8	2,610	622	156	144	3,532	3,674	-142
2024-2025				2,733	764	304	142	3,943	3,740	203
Average	12	32	-21	2,703	446	203	152	3,504	3,781	-278



Membership Composition June 2025 Cumulative



Gender Composition June 2025 Cumulative

